

Walking Scorer Training



www.shotlink.com

Voice Radio

- Most important device to communicate with ShotLink
- The only backup if equipment is not working
- Used for:
 - Questions from ShotLink
 - Your questions to Shotlink
 - Rulings & Medical



Voice Radio Tips

- Make sure channel # and volume control is set
- Check in with ShotLink before you head to #1 or #10 tee
- Push and hold to talk; then release
- Solid red light means that your mic is keyed – turn radio off/on



Voice Radio Tips

- One person talk at a time – be courteous
- Blow into the mic when you cannot talk; respond back to ShotLink as soon as possible
- Only call in a ruling when a player or caddies requests one



Handheld Device

- Battery only lasts for 5 hours – do not turn the unit on until tee time
- Tap the large yellow button to activate the device




Power Cycle

- Briefly press the red button in the top right corner – screen will go blank
- Briefly press the red button again to turn the screen back on



Clothing Info

- Very important for laser operators – keep a 200 yard perspective
- Enter on your first tee
- If players have identical shirts, use hat color
- Update clothing as day goes along
- Use arrows to enter info for all of the players before tapping on “Enter”



Group Tracking

- Very important for scoreboard presentation
- On the Tee – when your group is ready to tee off
- Landing Area – when your group is hitting shots into the green
- Around the Green
- Checkmarks are sequential



Play Golf!

- Select Player
- Fill in “From” location - will get an error message if this is not selected
- Shot Hit - please be timely
- New Shot - if the ball does not go into the hole




From Locations

- Green – only your green
- Fringe – approx. 18”
- Fairway – only your fairway
- Tee – only the competition tee
- Bunker – fairway or greenside
- Rough – deep or first cut




From Locations

- Native Area
- Water – only if playing from the water
- Other – other tee, other fairway, other green, or cart path




Score Change

- Cannot change a score after proceeding to the next hole
- Call ShotLink and report the score change




Penalties & Provisionals

- Tap on “Other” in the upper right corner
- This is NOT the “Other” located under From Location



On the Green

- Do not get ahead and assume the ball will/will not go into the hole



- Go to www.shotlink.com to review training material, watch videos, take a quiz, and participate in the survey!
- Stop by the ShotLink truck and meet the staff!

